

Design Series

Decorative Hardware for Garden Structures

SIMPSON

Strong-Tie



Pergola
perfection
and garden
bench bliss



Got any plans this weekend? Find ours online.

Even if you've never tried it before and fancy building your own pergola, we say go for it! These connectors are not only easy to install, they help ensure your structure turns out just the way you planned it - and stays that way.

Maybe you already know exactly what you want, or perhaps you might like to see some 'serving suggestions' for inspiration. Either way, head over to strongtie.co.uk/outdoor-living for some top tips, helpful hints and pre-prepared plans. Complete with a list of exactly the right cuts of timber and connector quantities you need, you'll find everything to get the job done.

Strengthen your outdoor structures.

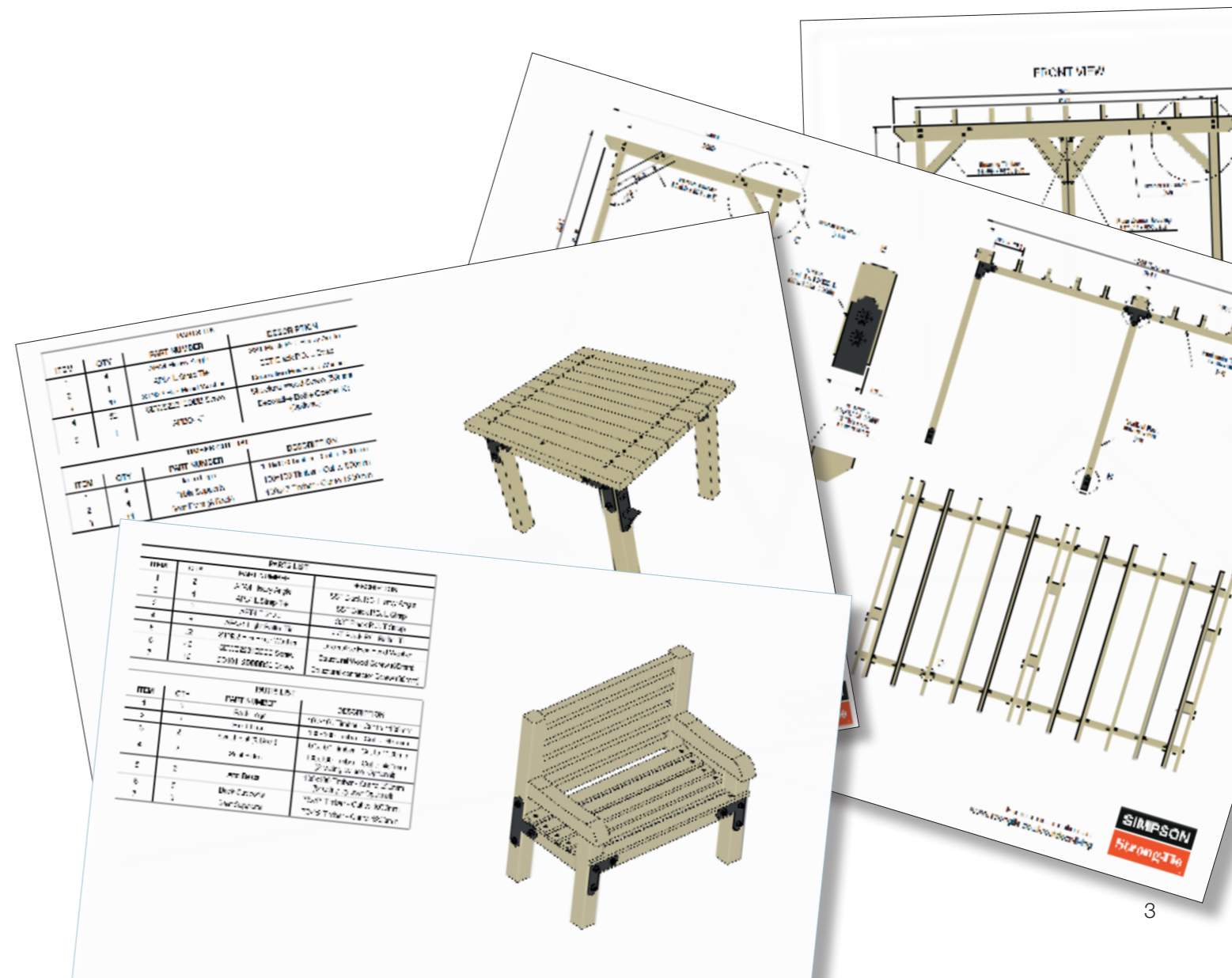
Introducing the Mission Collection®, a complete line of decorative wood connectors and fasteners from Simpson Strong-Tie® that bring both design elegance and structural strength to outdoor living areas.

Part of our Design Series range of outdoor living solutions, these connectors feature arched profiles and a weather resistant powder coating that add a touch of vintage flair for years to come. Accommodating a variety of popular timber sizes, they give the flexibility you need to design and build custom outdoor structures with ease.

- Structurally tested for strength, longevity and a connection you can trust.
- ZMAX® galvanised steel with an additional black powder coat for a long lasting rust-free look that brings out the beauty of timber.
- All of our house-building know-how for your garden.

The look of a bolt - the ease of a screw.

Our hex-head washer and structural screw combination delivers the decorative appeal of a bolted connection, with the ease of installation of a screw. There's no need for pre-drilling - simply drive the screw through the hex-head washer and straight into the timber for a classic and rugged look.

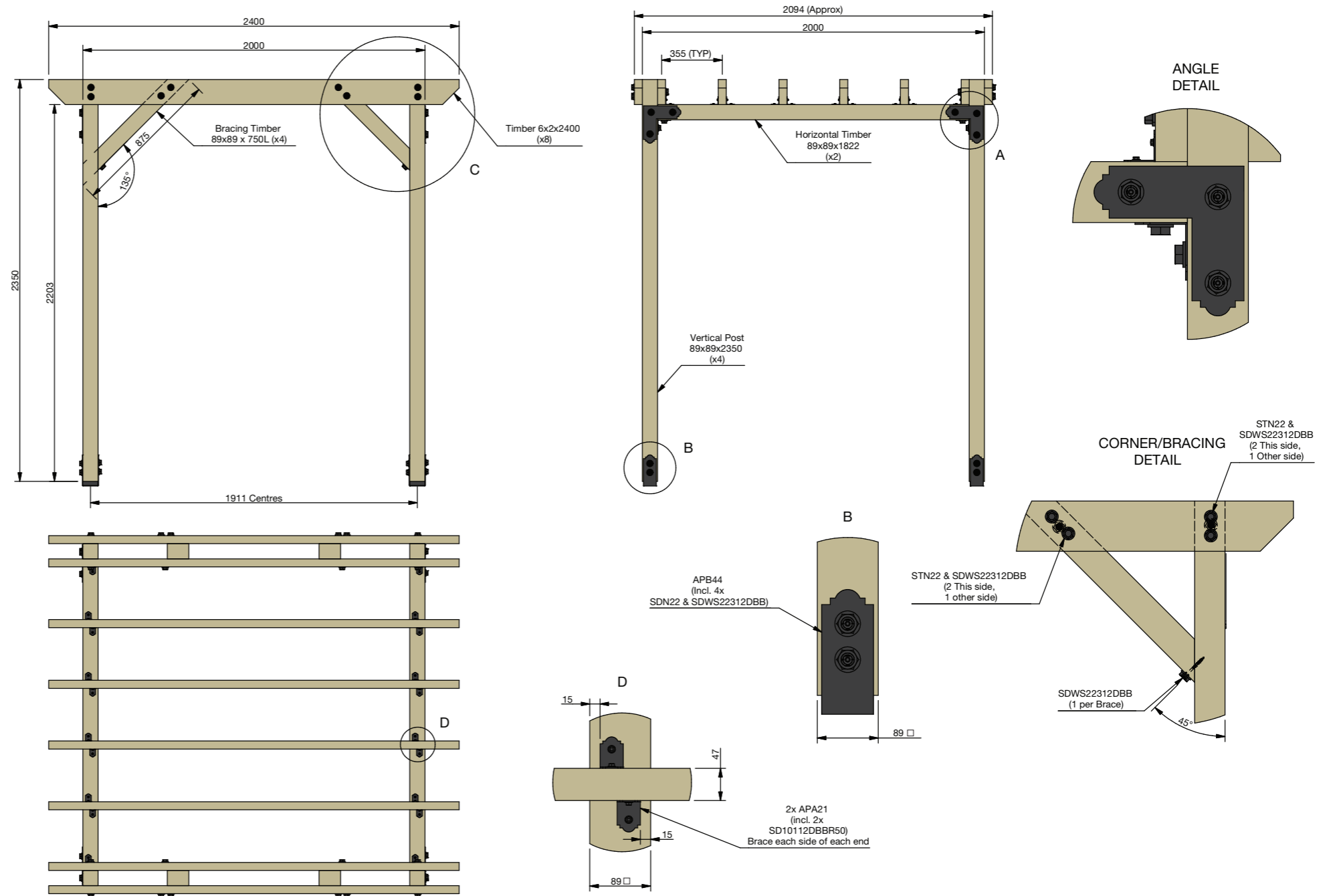


Example Project Plan: Rectangular Pergola (2m x 2m).



PARTS LIST			
ITEM	QTY	PART NUMBER	DESCRIPTION
1	4	APB44 Post Base	SST Black P.C Post Base
2	4	APA4 Heavy Angle	SST Black P.C. Heavy Angle
3	4	APL4 L Strap Tie	SST Black P.C. L Strap
4	20	APA21 Light Rafter Tie	SST Black P.C. Rafter Tie
5	64	STN22 Hex Head Washer	Decorative Hex Head Washer
6	64	SDWS22312DBB Screw	Structural Wood Screw (88mm)
7	40	SD10112DBBR50 Screw	Structural connector Screw (38mm)

TIMBER CUT LIST			
ITEM	QTY	PART NUMBER	DESCRIPTION
1	4	Vertical Post	89x89 Timber - Cut to 2350mm
2	2	Horizontal Timber	89x89 Timber - Cut to 1822mm
3	8	Top Beam	147x47 Timber - Cut to 2400mm
4	4	Bracing Timber	89 x 89 Timber - Cut to 875mm



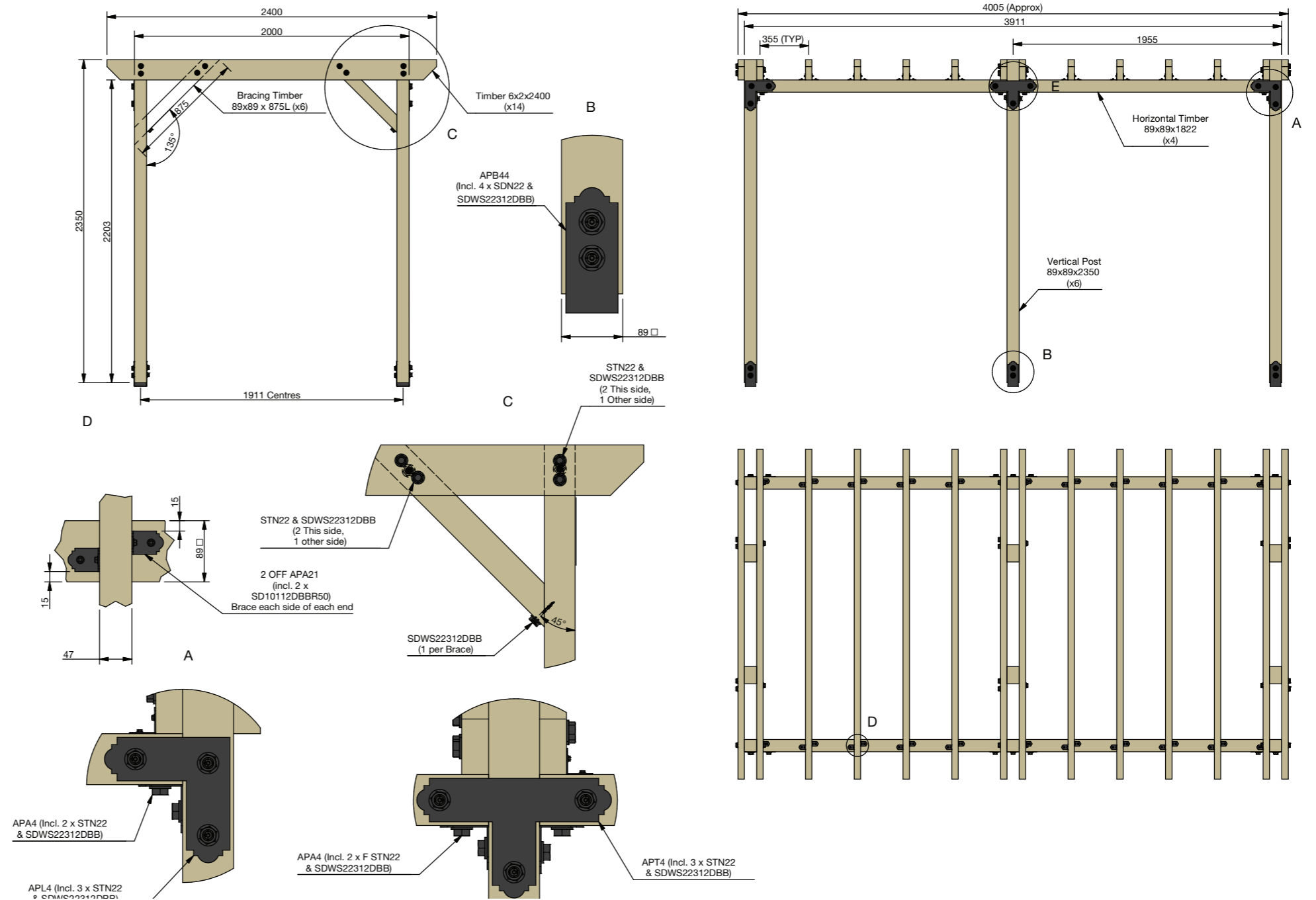
Visit strongtie.co.uk/outdoor-living for more ideas and plans.

Example Project Plan: Pergola (4m x 2m).



PARTS LIST			
ITEM	QTY	PART NUMBER	DESCRIPTION
1	6	APB44 Post Base	SST Black P.C Post Base
2	8	APA4 Heavy Angle	SST Black P.C. Heavy Angle
3	4	APL4 L Strap Tie	SST Black P.C. L Strap
4	2	APT4 T Strap	SST Black P.C. T Strap
5	28	APA21 Light Rafter Tie	SST Black P.C. Rafter Tie
6	100	STN22 Hex Head Washer	Decorative Hex Head Washer
7	100	SDWS22312DBB Screw	Structural Wood Screw (88mm)
8	56	SD10112DBBR50 Screw	Structural connector Screw (38mm)


TIMBER CUT LIST			
ITEM	QTY	PART NUMBER	DESCRIPTION
1	6	Vertical Post	89x89 Timber - Cut to 2350mm
2	4	Horizontal Timber	89x89 Timber - Cut to 1822mm
3	14	Top Beam	147x47 Timber - Cut to 2400mm
4	6	Bracing Timber	89 x 89 Timber - Cut to 875mm



Visit strongtie.co.uk/outdoor-living for more ideas and plans.

Simpson know-how for your garden.

The Design Series of connectors share the same DNA as those trusted by house builders and trade professionals. Tested in the lab and proven in your home, they're ready to bring effortless style and enduring strength to your garden.



Timeless and stylish. Take a closer look.



Post Base (APB44)

Decorative and robust, this post base securely fixes timber posts to concrete.

- Slot in the base makes it easy to adjust the position.
- Stand-off keeps the post off the ground to keep moisture from damaging the wood.



Light Rafter Tie (APA21)

These angles make connections stronger and provide consistent, straight corners for a variety of outdoor projects.

- Stronger than angled nailing or screw fastening alone for outdoor living or home repair projects.
- Can be used for virtually any 90° timber connection.



Structural Angle Bracket (APA4)

Larger than the APA21, use this angle bracket where a structural connection is required.

- Strength and performance for connected timber.
- Simple to install, just 2 structural screws.



Decorative Hex Head Washer (STN22-R8)

The decorative hex head washer provides the appearance of a bolted connection, yet is easier and faster to install than through-bolting.

- Provides a structural, load-rated connection when combined with the SDWS screw.
- The look of a bolt, with the ease of a timber screw.



Decorative Bottle Opener (APBO-KT)

The APBO-KT decorative bottle opener with a built-in catch cup. Simple to install, it can be fixed directly to any vertical timber post.

- Textured composite plastic backplate with removable catch cup.
- Sturdy black metal bottle opener.
- Installs easily to any wooden post.
- Catch cup features drain holes in the bottom.



'T' Shape Strap Tie (APT4)

This flat 'T' shape plate provides reinforcement to connections where one timber piece intersects another at a 90° angle.

- Add strength and style to three-way junctions such as beams crossing a central post.
- Also suitable for reinforcing garden furniture.



'L' Shape Strap Tie (APL4)

A flat 'L' shape plate for reinforcing connections where one timber piece intersects another at a 90° angle.

- Add strength and style to two-way junctions such as post to beam corners.
- Also suitable for reinforcing garden furniture.

Connector Fastenings with a Simpson Difference



88mm Long Structural Wood Screw (SDWS22312DBBRC12)

The Outdoor Accents structural wood screw reduces installation time by driving effortlessly into the wood - no pre-drilling required.

- Use with the STN hex-head washer for an appealing look or without the washer as a wood-to-wood fastener.
- Available in packs of 12.



38mm Long Structural Connector Screw (SD10112DBBR50)

Tested for use with Simpson connectors, these screws reduce installation time by driving effortlessly into the wood without the need to pre-drill the holes first.

- Black double-barrier coating provides a premium look and long-lasting corrosion protection.
- Available in packs of 50.

